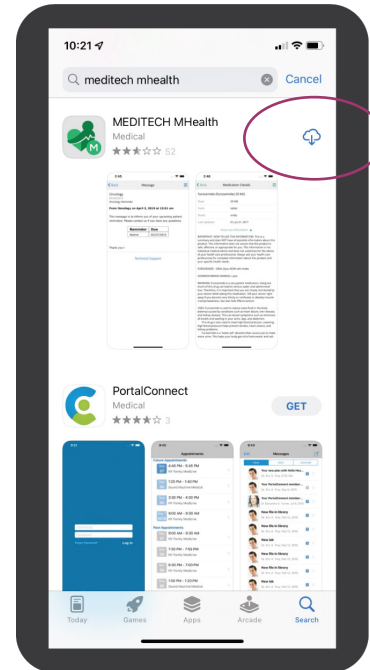


Get the app

1. Go to the right store

If you have an iPad, iPhone or an Android smart phone, you can access your **my health care** account via the free MEDITECH MHealth app.

Access the App Store on iOS devices and the Play Store on Android.



*Apple iPhone example shown



*Apple iPhone example shown

2. Install the app

Search for **MEDITECH MHealth**. Once you've found the app, tap either Get or Install.

After installing, a new icon will appear on your home screen.

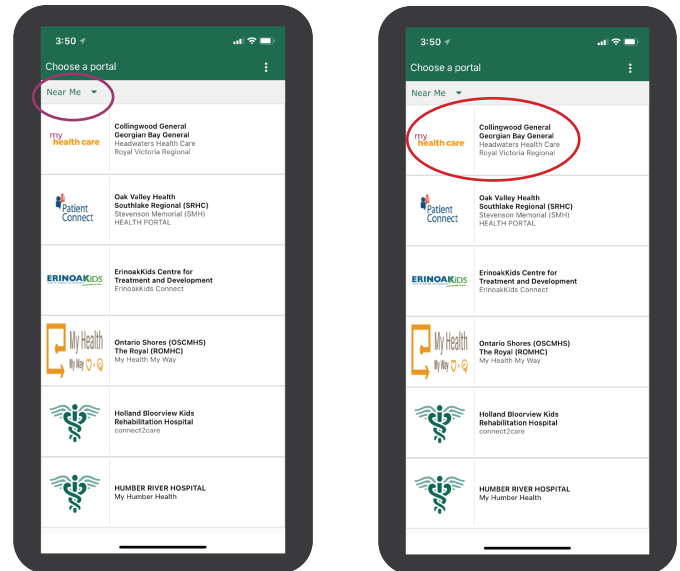


Choose a patient portal

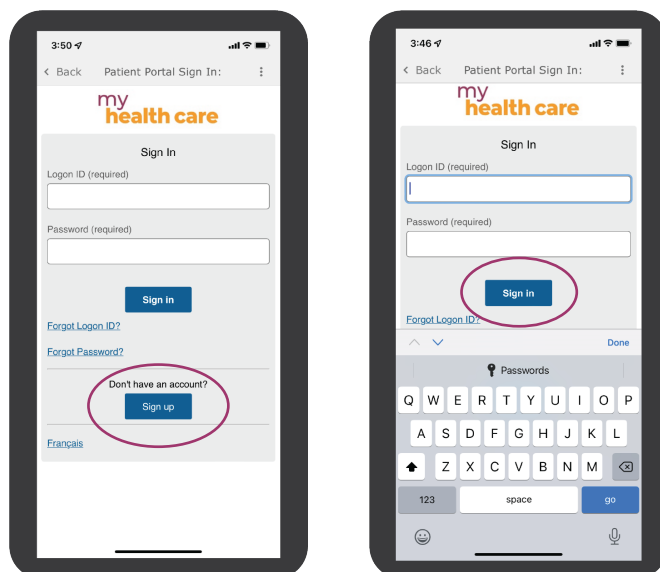
3. Search for the patient portal

Click on the **Near Me** ribbon. A search button will pop up on your screen. You can click on **Near Me** (or you can click on **Canadian Provinces** then **Ontario** to widen your search)

Click on the **my health care** logo.



*Apple iPhone example shown



*Apple iPhone example shown

4. Patient Portal Sign In

If you don't have a patient portal account, click on the Sign up button to create an account.

If you have a patient portal account, enter your Logon ID, password and click on the Sign in button.