

CARE4 MODULE NAME: PCS Notes

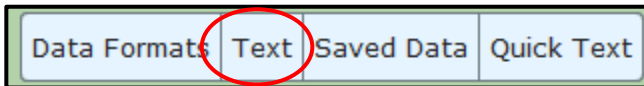
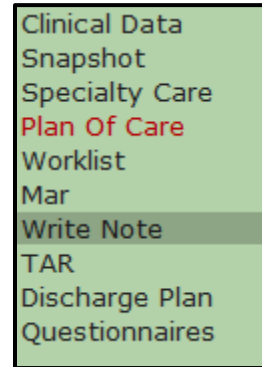
Wound Photos/Images in Notes

Overview

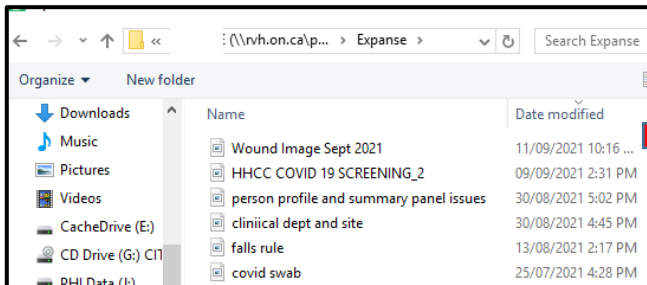
As a trial, wound images will be inserted into the notes of the Wound Specialist

Process:

- From the Status Board- select the patient you want to enter a note on
- Click on Write Note
- Use Text at the bottom of the new note page and select formatted text and select F.Wound



- Move cursor to a blank spot in the note and then click on the paint can and paint brush at the top- this will allow you to browse to the location where you have temporarily stored the image of the patient's wound
- Click on the file and then click on enter
- The image will appear in the note
- Finish documenting the rest of the SOAPE Note and then click on Ok and Save



The note will be available for viewing under the Notes tab in EMR

Viewing all notes for selected accounts						
	Date	Note	Links	Author	Status	Text
<input checked="" type="checkbox"/>	11/09/2021 22:50	Nursing		Hooper,Elaine		F. Wound
<input type="checkbox"/>	17/06/2021 11:50	Recreation Therapy		Hooper,Elaine		F. meal planning