

## CARE4 MODULE NAME: PCS

### Changing Preferences on Specialty Care Desktop/Flowsheets

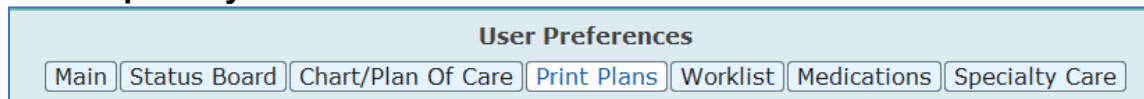
**Changing Preferences** is a unique feature to users who have access to specialty care flow sheets – this allows users to change their status boards according to location (OB vs NICU as example) to user preferences

To change preferences, look to the footer buttons on the Specialty Care Flowsheet

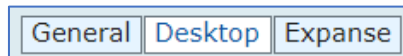


this will bring user to **User Preference** where user can change the following

- **Status Board**
- **Chart/Plan of Care**
- **Refresh Seconds**
- **Worklist**
- **Medications**
- **Specialty Care**



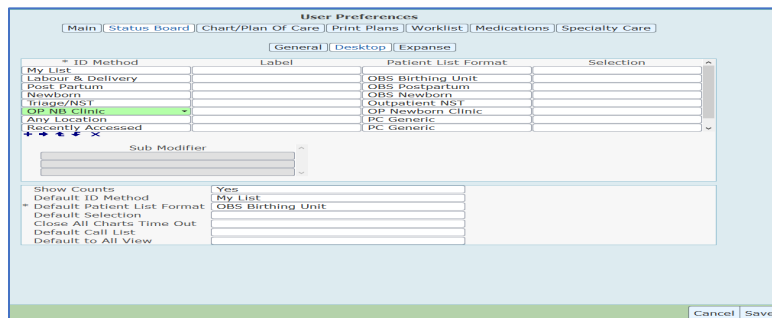
**Recommended for Users to Change Desktop Only with Initial Go Live Until Users are Competent/Comfortable in System**



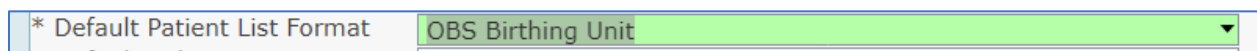
#### Status Board

**General:** users can change refresh interval (seconds) for their desktop \*\*currently sent to best optimized time – not recommended to change\*\*

**Desktop:** Patient List Format. Set currently based on access/location – no changes should be done here



**Default Patient List Format –Functionality most users will need/use. “MY LIST” can be changed to best match main area of work (i.e., changing from BU to Postpartum using drop down menu)**



**Expense:** Future functionality

**Chart/Plan of Care:** Users can change the appearance of their chart \*\*Recommended to leave as current state until users are more comfortable with Expense\*\*

**Print Plans** – Not applicable - CARE4 is not using the Care Plan functionality from MEDITECH – so this functionality will not affect users

**Worklist** Users can change how their worklist appears – what appears and doesn't. This functionality exists within PCS open chart as well

**Medications:** Users can change view on MAR (also can be done on eMAR as well)

**Specialty Care:** Same functionality as **Desktop** – users can change Default Patient List Format etc.