

CARE4 MODULE NAME: Web Acute

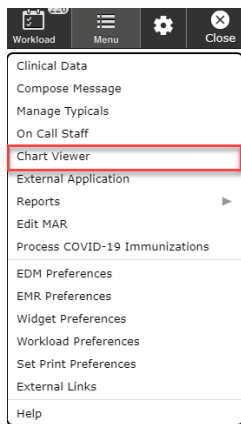

Chart Viewer

Overview

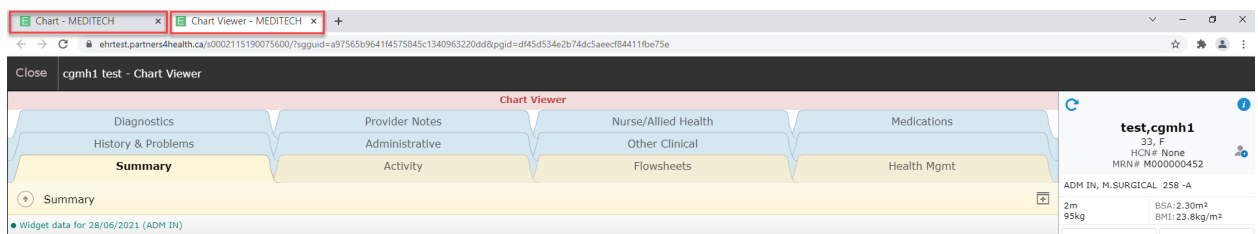
The chart viewer allows users to have two windows open. For example – a physician can have the chart open in one window and have the documentation screen open in another.

How to Launch the Chart View

- When inside a patient's chart select the **MENU** button and then click **Chart Viewer**



- This creates 2 tabs in the MEDITECH Web Browser



- Drag one tab to a second monitor (if available) or separate the tabs onto a single screen. Note: this will allow physicians to order or document while also being able to look at the entire contents of a patient's chart. If you leave the patient's chart and launch into another chart, then the chart viewer will update to the new patient's chart

The image shows two browser windows side-by-side, demonstrating the MEDITECH interface. The left window, titled "Document - MEDITECH", displays an "Anesthesiology Consult" for patient "test,cgmh1". It includes a navigation menu on the left with options like "Home", "Chart", "Document", "Orders", "Discharge", "Sign", and "Workload". The main content area shows patient information (33, F, HCN# None, MRN# M000000452), vital signs (2m, 95kg, BSA: 2.30m², BMI: 23.8kg/m²), and a list of active home medications, including acetaminophen 500 - 1,000 mg. The right window, titled "Chart Viewer - MEDITECH", shows a "Chart Viewer" for the same patient. It features a top navigation bar with tabs for "Diagnostics", "Provider Notes", "Nurse/Allied Health", and "Medications". Below this, there are sub-tabs for "History & Problems", "Administrative", "Other Clinical", "Activity", "Flowsheets", and "Health Mgmt". The main content area displays a "Summary" section with a "Widget data for 28/06/2021 (ADM IN)" and various data points like "Arrival Notification", "Special Indicators", "Complaints", and "Triage Data".