

CARE4 MODULE NAME: EDM

TRACKER INDICATORS TIP SHEET



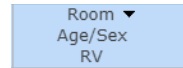
Open Chart Indicator

- Open chart



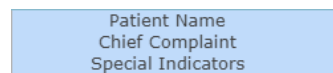
CTAS level Indicator

- Colour coded acc. to CTAS level as assigned at triage



Room/Age & Sex/Repeat Visits Indicator

- Top Indicator: Room number, may be colour coded as to what area pt is assigned to
- Middle Indicator: Age and Sex, colour coded pink for females, blue for males
- Bottom Indicator: Repeat visit number



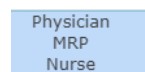
Patient Name/Chief Complaint/Special Indicators

- Top Indicator: Patient name-Last name, First name
 - Yellow Highlighted if similar name alert
- Middle Indicator: Chief Complaint based on CEDIS Complaint as assigned at triage
- Bottom Indicator: Special Indicators I.e. In Custody, Falls Risk, Malignant Hyperthermia, Care Plans, Hearing/Vision Assist etc.




Confidential/ Falls/Potential Reactive Behaviour Indicators

- C- "C" for Confidential Patient
- F- "F" for Falls Risk
- R- "R" for Potential Reactive Behaviour (assigned and filled out in the Special Indicators)



Physician/MRP/Nurse Indicator

- Top Indicator: ED Physician last name
- Middle Indicator: Most Responsible Physician after admission/ED Physician consults with them
- Bottom Indicator: Assigned Nurse first name



Surveillance Indicator

- Surveillance Indicator, at present will include COVID screening and test results
- May be used in future for Catheter Associated Urinary Tract Infections (CAUTI) or Sepsis



Acknowledge Indicator

- Indicator to acknowledge orders
- Ack-Med has medications that are ordered
- Stat shows when there are STAT orders

APPTS Outpatient Appointment to be made Indicator

- Indicates when a MD orders a Post Discharge Follow Up Clinic/Office Appointment Booking
- Reminds staff to complete the order/appointment information

UNC Uncollected Indicator

- Reminder to collect specimens that lab may not collect

*** Abnormal/Critical Lab Results Indicator**

- "A" for Abnormal results
- "C" for Critical results

LAB BBK MIC Laboratory, Blood-bank and Microbiology Indicator

- Tan Background: specimen(s) ordered, nurse to collect specimen(s)
- Plain Background: specimen(s) ordered, lab to collect specimen(s)
- Blue Background: specimen(s) received
- Green Background: specimen(s) results completed

RAD CT US Radiology, Cat Scan and Ultrasound Indicator

- Plain Background: test is ordered
- Blue Background: test is taken
- Green Background: test is dictated

P S Prep/Send Indicators

- **P-** Indicator when CT/US put in requests for pre-test prep
- **S-** Indicator to send patient for appropriate test
- Black Circular arrows show prep to be completed
- Grey Circular arrows show prep completed

ECG ECG Indicator

- Indicator that an ECG order is placed for the patient

TAR Transfusion Administration Record Indicator

- Will tell when the units are Ready, Issued, Transfusing etc. and what the units are i.e. Packed Cells, Winrho (Rhogam) etc

PREC Additional Precautions Indicator

- documented from Triage Assessment or the Additional Precautions assessment (i.e. Droplet/Contact, Contact, Airborne etc.)

ADMIT

Admit Request Indicator

- Admit Request placed by the physician
- CDU Request placed by the physician

BPMH

Best Possible Medication History (BPMH) Indicator

- BPMH requested by nursing staff
- BPMH in progress by Pharmacy
- BPMH completed by Pharmacy

@

Comment box/Communication Indicator

- Shows when there is a comment
- Not part of the actual chart
- Can be used to communicate with fellow staff members about the patient

LOS Time
Status
Event Time**Length of Stay Time/Current Status Event/Current Event Time Indicator**

- Top Indicator: shows total Length of Stay (LOS)
- Middle Indicator: shows current Status event i.e. Received, Triaged, TBS, With MD, Admit, Ready for Discharge etc.
- Bottom Indicator: shows Length of Time in Current Status Event

