

CARE4 MODULE NAME: PCS/EDM/SUR

Drag & Drop Worklist Intervention Flowsheet Mode Copy & Paste Worklist Intervention Flowsheet Mode/Specialty Care flowsheet

Overview

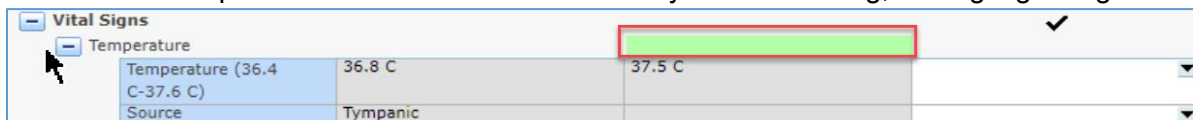
This tipsheet provides instructions on how to use

- Drag & Drop functionality when documenting from the worklist using flowsheet mode in PCS, EDM and SUR
- Copy & Paste functionality when documenting
 - From the worklist using flowsheet mode in PCS, EDM, and SUR
 - From the Specialty Care desktop flowsheet

Note that this functionality is restricted based to specific staff at each site based on access.

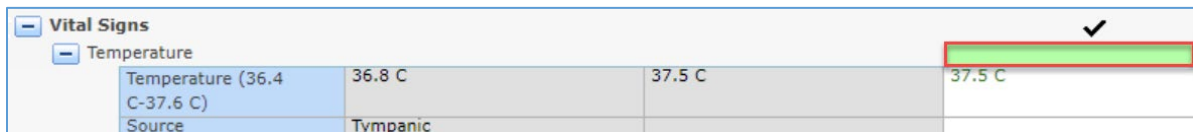
Drag & Drop

- Click in the space above the flowsheet cell that you wish to drag, will highlight in green



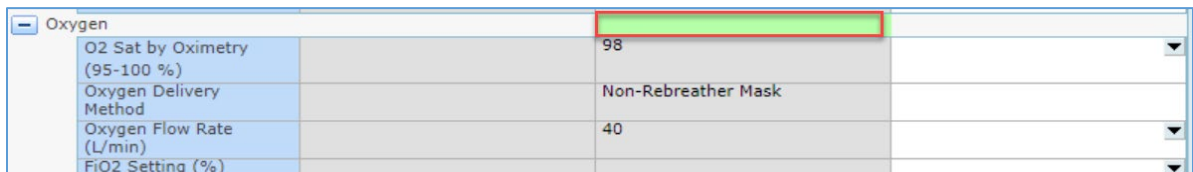
Vital Signs			
Temperature			
Temperature (36.4 C-37.6 C)	36.8 C	37.5 C	
Source	Tympanic		

- Drag the highlighted green space to above the cell that you want to copy, will highlight in green, and the copied cell value will populate in the new cell in green



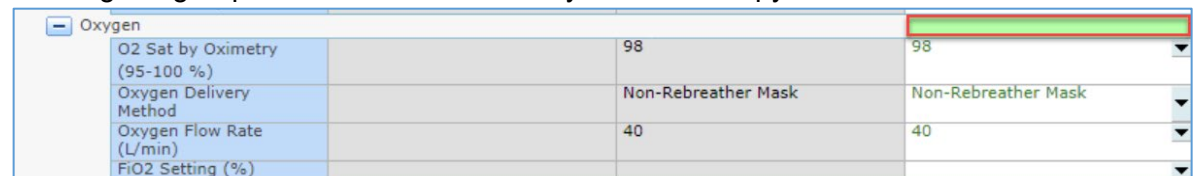
Vital Signs			
Temperature			
Temperature (36.4 C-37.6 C)	36.8 C	37.5 C	37.5 C
Source	Tympanic		

- You can also drag a group of cells
- Select the space above the group of cells that you want to copy



Oxygen			
O2 Sat by Oximetry (95-100 %)		98	
Oxygen Delivery Method		Non-Rebreather Mask	
Oxygen Flow Rate (L/min)		40	
FiO2 Setting (%)			

- Drag the group of cells to the new cells you want to copy



Oxygen			
O2 Sat by Oximetry (95-100 %)		98	98
Oxygen Delivery Method		Non-Rebreather Mask	Non-Rebreather Mask
Oxygen Flow Rate (L/min)		40	40
FiO2 Setting (%)			

Copy & Paste – Specialty Care Flowsheet/ Worklist Flowsheet Mode

- Click in the last documented cell, right click, select copy query

The screenshot shows a software interface with a table of vital signs. The table has columns for time slots: Thu 9 Sep 22:15 CG, Thu 9 Sep 22:30, Thu 9 Sep 22:45, Thu 9 Sep 23:00, Thu 9 Sep 23:15, Thu 9 Sep 23:30, and Now. The 'Temperature' section is expanded, showing a row for 'Temperature (35.5 ... 36 C)' with a source of '09/09/2021 22:15 - CG'. A right-click context menu is open over the '22:15' cell, with 'Copy Query' highlighted in red.

Items	15 Min	Thu 9 Sep 22:15 CG	Thu 9 Sep 22:30	Thu 9 Sep 22:45	Thu 9 Sep 23:00	Thu 9 Sep 23:15	Thu 9 Sep 23:30	Now
Vital Signs (Complete)								
Temperature								
Temperature (35.5 ... 36 C)								
Source		09/09/2021 22:15 - CG						
Pulse								
Brachial								
Pulse Rate								
Rhythm								
Strength								
Method								

- Click in the new cell, right click, select paste query

The screenshot shows the same software interface as above, but now the '22:30' cell is highlighted in green. A right-click context menu is open over this cell, with 'Paste Query' highlighted in red. The 'Temperature' section is still expanded, showing the 'Temperature (35.5 ... 36 C)' row with a source of 'Axillary'.

Items	15 Min	Thu 9 Sep 22:15 CG	Thu 9 Sep 22:30	Thu 9 Sep 22:45	Thu 9 Sep 23:00	Thu 9 Sep 23:15	Thu 9 Sep 23:30	Now
Vital Signs (Complete)								
Temperature								
Temperature (35.5 ... 36 C)								
Source			Axillary					
Pulse								
Brachial								
Pulse Rate (100... 105)								
Rhythm								
Strength								
Method								

